



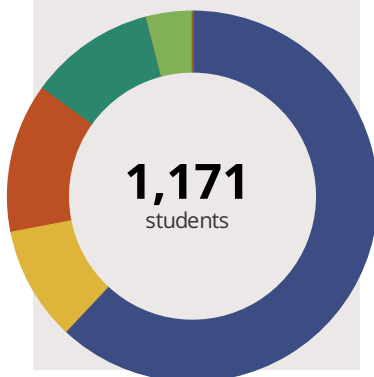
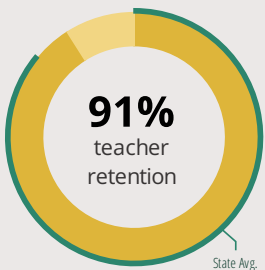
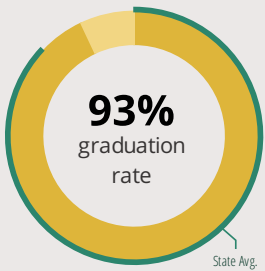
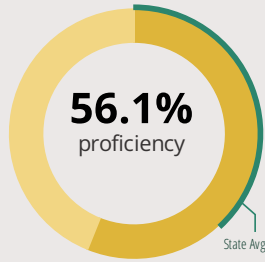
GLENBARD SOUTH HIGH SCHOOL

23W200 BUTTERFIELD RD GLEN ELLYN, IL 60137 6974 (630) 469-6500

Grades: 9-12
District: GLENBARD TWP HSD 87

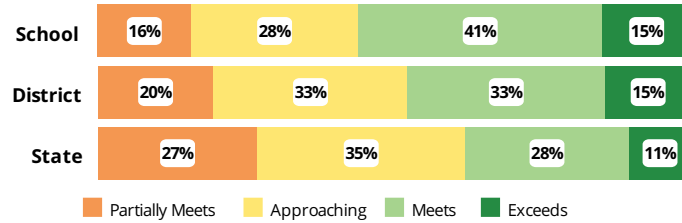
Principal: Ms.Sandra Coughlin
Superintendent: Dr.David Larson

FAST FACTS



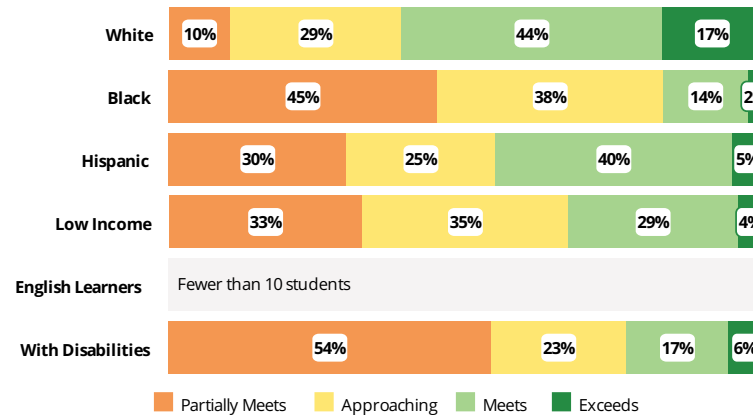
Academic Success

High school students take the SAT in Math and English Language Arts. The display shows SAT results in four performance levels.



Success by Student Group

This display shows SAT performance levels for each student group. No data is shown for groups with fewer than 10 students.



Student Characteristics

White	62%	Low Income	27%
Black	10%	English Learners	1%
Hispanic	13%	With Disabilities	17%
Asian	11%	Homeless	2%
American Indian	0%		
Two or More Races	4%		
Pacific Islander	0%		

School Environment



The **5Essentials Survey** allows students in grades 6-12 and all teachers to share their perspectives on essential conditions for learning. The anonymous survey consists of 5 components.

- Most implementation
- More implementation
- Average implementation
- Less implementation
- Least implementation
- Not Applicable/Low Response

Response Rates

Students	-
Teachers	-

Effective Leaders

Do principals and teachers implement a shared vision for success?

Collaborative Teachers

Do teachers collaborate to promote professional growth?

Ambitious Instruction

Are the classes challenging and engaging?

Supportive Environment

Is the school safe, demanding, and supportive?

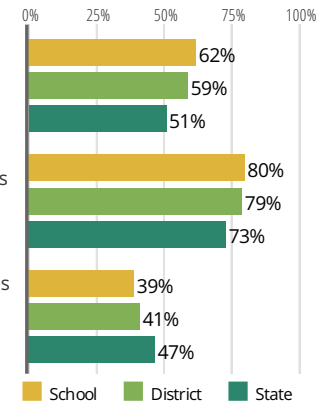
Involved Families

Does the entire staff build strong external relationships?

College Readiness

Ready for College Coursework

Students who meet or exceed ACT college readiness benchmarks



Postsecondary Enrollment

Students who enroll at colleges and universities

Postsecondary Remediation (lower is better)

Students enrolled in Illinois community colleges who require remedial coursework



GLENBARD SOUTH HIGH SCHOOL

School Highlights

Academic Courses

ACT/SAT Prep Courses, Advanced Health, AP Biology, AP Calculus AB, AP Calculus BC, AP Chemistry, AP English Language and Composition, AP English Literature and Composition, AP Environmental Science, AP European History, AP Human Geography, AP Music Theory, AP Physics C, AP Psychology, AP Spanish Language, AP Spanish Language, AP Statistics, AP Studio Art-Drawing Portfolio, AP Studio Art-General Portfolio, AP United States Government and Politics, AP United States History, Band, Ceramics, Choi...

Physical Education, Heath and Wellness

Advanced Health-Dual Credit, Aerobics, General Physical Education, Gymnastics, Health Education Courses, Nutrition, Self Defense, Team Sports, Weight Lifting/Toning, Wellness Committee

Other Programs and Activities

Participating in student activities enhances the educational process and is an important part of being a well rounded student. Involvement in activities helps students to develop leadership skills, foster creative, social and physical skills that strengthen self-esteem, build lasting friendships and create a lifetime of memories.

School Awards

3rd Place Math Team 3AA State Contest, Class 3A Softball State Champions, National Merit Scholar

Career Development Courses and Programs

Glenbard South offers a variety of Career and Technical Education Courses designed to give students hands on experience in areas of their interest. Students in the career internship program, give students real life mentoring opportunities.

Athletics

Boy's Baseball, Boy's Basketball, Boy's Cross Country, Boy's Football, Boy's Golf, Boy's Gymnastics, Boy's Soccer, Boy's Swimming & Diving, Boy's Tennis, Boy's Track & Field, Boy's Wrestling, Color Guard, Conditioning and Fitness Classes, Girl's Badminton, Girl's Basketball, Girl's Competitive Cheerleading, Girl's Competitive Dance, Girl's Cross Country, Girl's Golf, Girl's Gymnastics, Girl's Soccer, Girl's Softball, Girl's Swimming & Diving, Girl's Tennis, Girl's Track & Field, Girl's Volley...

School Personnel Resources

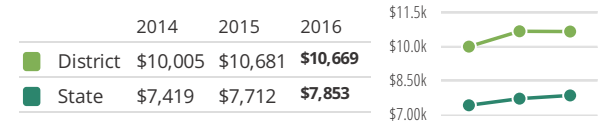
Department Chair, English as a Second Language Teacher, General Administrator or General Supervi, Librarian/Media Specialist, Paraprofessional, School Guidance Counselor, School Nurse, School Psychologist, School Social Worker, Special Education Teacher, Speech Language Pathologist-non teaching, Student Dean, Supervisory Dean

Facilities

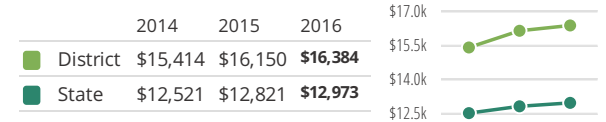
Most of this data has been collected by ISBE from school districts through data systems. Some information, such as the School Highlights, is entered directly by principals and can be updated throughout the year.

District Finance

Instructional Spending per Pupil includes only the activities directly dealing with the teaching of students or the interaction between teachers and students.



Operational Spending per Pupil includes all costs for overall operations in this school's district, including Instructional Spending, but excluding summer school, adult education, capital expenditures, and long-term debt payments.



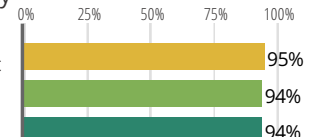
Educator Measures

This school has had **2 principal(s)** over the past 6 years. In the last three years, an average of **91% of teachers** return to this school each year.

Student Attendance and Mobility

Attendance Rate

Rate at which students are present at school, not including excused or unexcused absences



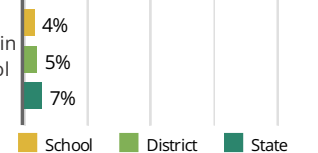
Chronic Truancy Rate

Percentage of students who have been absent without valid reasons for 5% or more of regular school days



Student Mobility

Percentage of students who transfer in or out of the school during the school year, not including graduates



FOR MORE INFORMATION

Visit IllinoisReportCard.com to see additional details about each item of information for this school. There you will find charts spanning multiple years, detailed explanations, resources, more of the school's programs and activities, and powerful tools that let you dig deeper into data.