



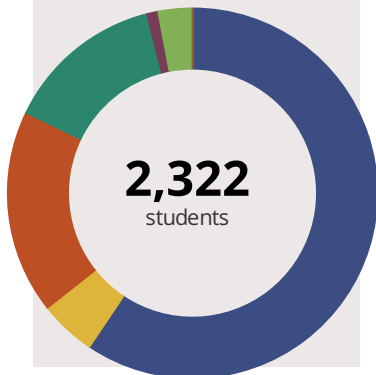
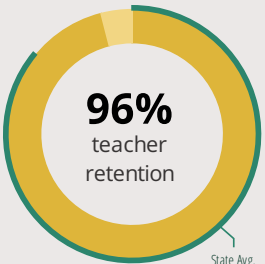
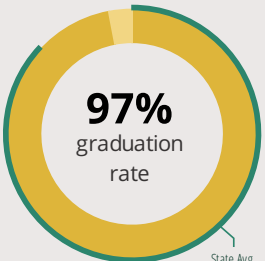
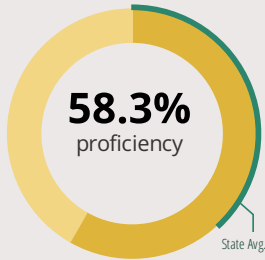
GLENBARD WEST HIGH SCHOOL

670 CRESCENT BLVD GLEN ELLYN, IL 60137 4286 (630) 469-8600

Grades: 9-12
District: GLENBARD TWP HSD 87

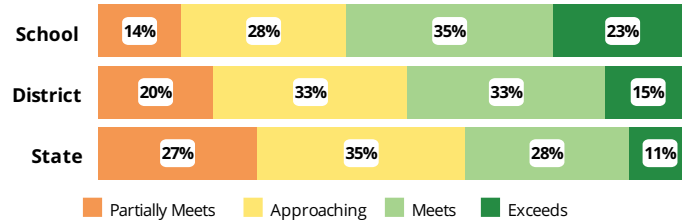
Principal: Dr. Peter Monaghan
Superintendent: Dr. David Larson

FAST FACTS



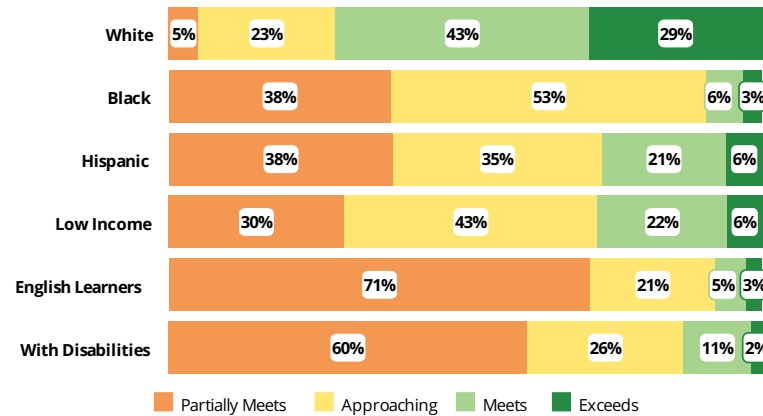
Academic Success

High school students take the SAT in Math and English Language Arts. The display shows SAT results in four performance levels.



Success by Student Group

This display shows SAT performance levels for each student group. No data is shown for groups with fewer than 10 students.



Student Characteristics

White	60%	Low Income	26%
Black	5%	English Learners	4%
Hispanic	18%	With Disabilities	8%
Asian	14%	Homeless	1%
American Indian	1%		
Two or More Races	3%		
Pacific Islander	0%		

School Environment



The **5Essentials Survey** allows students in grades 6-12 and all teachers to share their perspectives on essential conditions for learning. The anonymous survey consists of 5 components.

- Most implementation
- More implementation
- Average implementation
- Less implementation
- Least implementation
- Not Applicable/Low Response

Response Rates

Students	-
Teachers	-

Effective Leaders

Do principals and teachers implement a shared vision for success?

Collaborative Teachers

Do teachers collaborate to promote professional growth?

Ambitious Instruction

Are the classes challenging and engaging?

Supportive Environment

Is the school safe, demanding, and supportive?

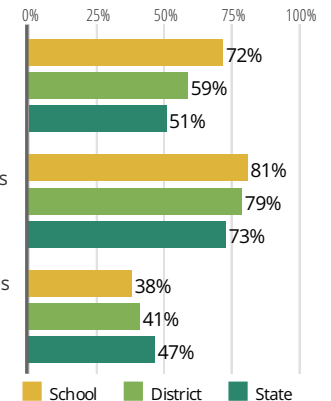
Involved Families

Does the entire staff build strong external relationships?

College Readiness

Ready for College Coursework

Students who meet or exceed ACT college readiness benchmarks



Postsecondary Enrollment

Students who enroll at colleges and universities

Postsecondary Remediation (lower is better)

Students enrolled in Illinois community colleges who require remedial coursework



GLENBARD WEST HIGH SCHOOL

School Highlights

Academic Courses

AP Art History, AP Biology, AP Calculus AB, AP Calculus BC, AP Chemistry, AP Comparative Government and Politics, AP Computer Science A, AP English Language and Composition, AP English Literature and Composition, AP Environmental Science, AP European History, AP French Language, AP French Language, AP Human Geography, AP Macroeconomics, AP Microeconomics, AP Music Theory, AP Physics C, AP Psychology, AP Spanish Language, AP Spanish Literature, AP Spanish Literature, AP

Physical Education, Health and Wellness

Adventure Challenge, Dance Arts, Health Education Courses, Nutrition, PE Assistant, Team Sports, Weight Lifting/Toning, Wellness Committee

Other Programs and Activities

AP Information Night, Auditorium Tech Crew, Black Student Perspective, Byzantium, CARES, Chess Club, Choir, Color Guard, Dance, DARE program, Drama/Theatre, Environmental Club, Ethnic Club, Forensics/Speech Teams, Fresh Start, Future Teachers, Glen Ellyn Rotary, Glen Ellyn Youth Center, Glenbard Global Giving, Glenbard InTouch, Glenbard Latino Organization, Glenbard Parent Saturday Series, Glenbard Parent Series, J. Kyle Braid, Jazz Band/Orchestra, Key Club, Language Clubs, Literary Magazine,...

School Awards

2007 Boys' Gymnastics 3rd Place, 2008 Field Hockey 4th Place, 2009 Illinois 7A Football Second Place, 2011 Boys' Volleyball 4th Place, 2012 Girls' Cross Country Third Place, 2012 Illinois 7A Football Champions, 2013 Girls' Track Third Place, Daughters of the American Revolution, INSPRA Award, National Hispanic Recognition Program, National Merit Scholars, PATT Award, Prudential Good Citizenship, Rotary Good Citizenship, Sons of the American Revolution, University of Chicago Outstanding Educat...

Career Development Courses and Programs

Agriculture, Food, and Natural Resources, Architecture & Construction, Audio/Video Production I, Auto-Body I, Auto-Body II, Civil Engineering & Architecture (PLTW), Computer Concepts and Software Applications, Computer Integrated Manufacturing (PLTW), Construction Trades I, Construction Trades II, Cosmetology I, Cosmetology II, Data Entry Occupations, Digital Electronics (PLTW), Early Childhood Education, Electrical Trades I, Engineering Design & Development (PLTW), HVAC I, HVAC II, Informati...

Athletics

Boy's Baseball, Boy's Basketball, Boy's Cross Country, Boy's Football, Boy's Golf, Boy's Gymnastics, Boy's Lacrosse, Boy's Soccer, Boy's Swimming & Diving, Boy's Tennis, Boy's Track & Field, Boy's Volleyball, Boy's Wrestling, Color Guard, Girl's Badminton, Girl's Basketball, Girl's Competitive Cheerleading, Girl's Cross Country, Girl's Field Hockey, Girl's Golf, Girl's Gymnastics, Girl's Lacrosse, Girl's Softball, Girl's Swimming & Diving, Girl's Tennis, Girl's Track & Field, Girl's Volleyball

School Personnel Resources

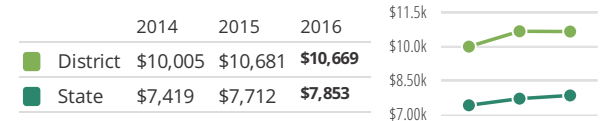
Department Chair, Librarian/Media Specialist, Paraprofessional, School Guidance Counselor, School Nurse, School Psychology Intern, Special Education Teacher, Supervisory Dean

Facilities

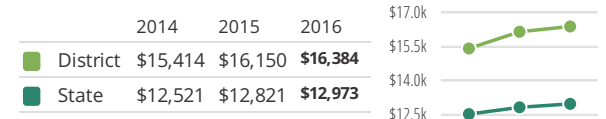
Most of this data has been collected by ISBE from school districts through data systems. Some information, such as the School Highlights, is entered directly by principals and can be updated throughout the year.

District Finance

Instructional Spending per Pupil includes only the activities directly dealing with the teaching of students or the interaction between teachers and students.



Operational Spending per Pupil includes all costs for overall operations in this school's district, including Instructional Spending, but excluding summer school, adult education, capital expenditures, and long-term debt payments.



Educator Measures

This school has had **2 principal(s)** over the past 6 years. In the last three years, an average of **96% of teachers** return to this school each year.

Student Attendance and Mobility

Attendance Rate

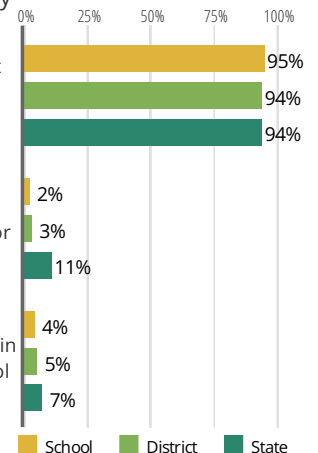
Rate at which students are present at school, not including excused or unexcused absences

Chronic Truancy Rate

Percentage of students who have been absent without valid reasons for 5% or more of regular school days

Student Mobility

Percentage of students who transfer in or out of the school during the school year, not including graduates



FOR MORE INFORMATION

Visit IllinoisReportCard.com to see additional details about each item of information for this school. There you will find charts spanning multiple years, detailed explanations, resources, more of the school's programs and activities, and powerful tools that let you dig deeper into data.