



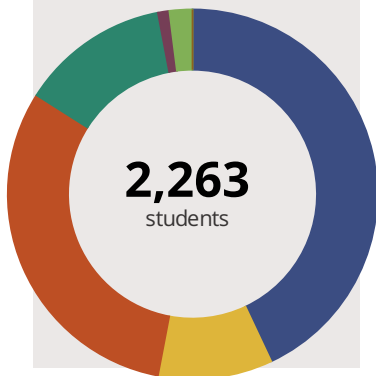
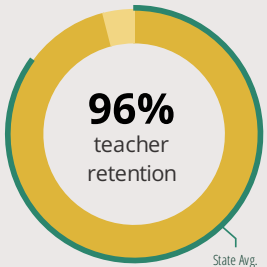
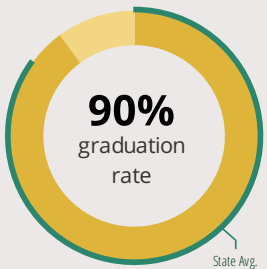
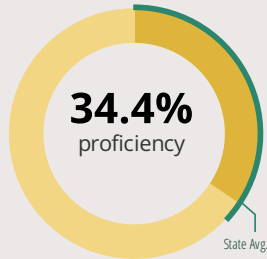
Glenbard East High School

1014 S Main St Lombard, IL 60148 (630) 627-9250

Grades: 9 - 12
District: Glenbard Twp HSD 87

Principal: Mr. Shahe Bagdasarian
Superintendent: Dr. David Larson

FAST FACTS



Academic Success

High school students take the SAT in Math and English Language Arts. The display shows SAT results in four performance levels.

School	Fewer than 10 students
District	Fewer than 10 students
State	Fewer than 10 students

■ Partially Meets
 ■ Approaching
 ■ Meets
 ■ Exceeds

Success by Student Group

This display shows SAT performance levels for each student group. No data is shown for groups with fewer than 10 students.

White	Fewer than 10 students
Black	Fewer than 10 students
Hispanic	Fewer than 10 students
Low Income	Fewer than 10 students
English Learners	Fewer than 10 students
With Disabilities	Fewer than 10 students

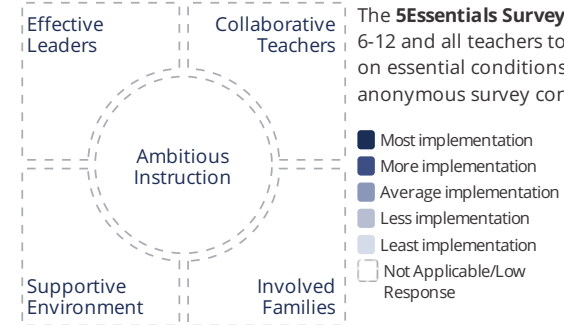
■ Partially Meets
 ■ Approaching
 ■ Meets
 ■ Exceeds

Student Characteristics

■ White	43%	■ Low Income	42%
■ Black	10%	■ English Learners	7%
■ Hispanic	31%	■ With Disabilities	11%
■ Asian	13%	■ Homeless	1%
■ American Indian	1%		
■ Two or More Races	2%		
■ Pacific Islander	0%		

School Environment

The **5Essentials Survey** allows students in grades 6-12 and all teachers to share their perspectives on essential conditions for learning. The anonymous survey consists of 5 components.



Response Rates	
Students	-
Teachers	-

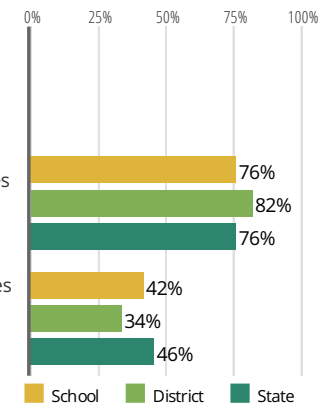
- Effective Leaders**
Do principals and teachers implement a shared vision for success?
- Collaborative Teachers**
Do teachers collaborate to promote professional growth?
- Ambitious Instruction**
Are the classes challenging and engaging?
- Supportive Environment**
Is the school safe, demanding, and supportive?
- Involved Families**
Does the entire staff build strong external relationships?

College Readiness

Ready for College Coursework
Students who meet or exceed ACT college readiness benchmarks

Postsecondary Enrollment
Students who enroll at colleges and universities

Postsecondary Remediation (*lower is better*)
Students enrolled in Illinois community colleges who require remedial coursework





Glenbard East High School

School Highlights

Academic Courses

ACT/SAT Prep Courses, AP Biology, AP Calculus AB, AP Calculus BC, AP Chemistry, AP Computer Science A, AP Economics, AP English Language and Composition, AP English Literature and Composition, AP Environmental Science, AP European History, AP French Language, AP French Language, AP German Language, AP German Language, AP Human Geography, AP Macroeconomics, AP Music Theory, AP Physics C, AP Psychology, AP Spanish Language, AP Spanish Language and Culture, AP Spanish Literature, AP Statistics, ...

Physical Education, Health and Wellness

Health Education Courses, Nutrition, Strength Training, Wellness Committee

Other Programs and Activities

8-9th Grade Transition Workshops, ACT-SO, Anime Club, Art Club, Auditorium Tech Crew, CARES, Challenge Day, Chess Club, Debate Team, Drafting Club, Drama/Theatre, Environmental Club, Ethnic Club, Family Nights, Forensics/Speech Teams, Glenbard InTouch, Glenbard Parent Saturday Series, Glenbard Parent Series, Guitar Club, Journalism Club, Key Club, Language Clubs, Literary Magazine, Marching Band, Math Club, Mentoring Program, Mock Trial, Model U.N., National Honor Society, Newspaper, Poetry W...

School Awards

2002 IHSA Boys Volleyball Regional Champions, 2005 IHSA Boys Volleyball Regional Champions, 2006 IHSA Boys Volleyball 3rd Place, 2006 IHSA Boys Volleyball Regional Champions, 2006 IHSA Boys Volleyball Sectional Champions, 2007 IHSA Boys Volleyball Regional Champions, 2008 IHSA Boys Volleyball Elite 8, 2008 IHSA Boys Volleyball Regional Champions, 2008 IHSA Boys Volleyball Sectional Champions, 2009 IHSA Boys Volleyball Regional Champions, 2011 Boys Basketball Conference Champions, 2011 Boys Ba...

Career Development Courses and Programs

Accounting II, Accounting I, Audio/Video Production I, Audio/Video Production II, Auto-Body I, Auto-Body II, Business and Technology Concepts, Business Law, Business Technology and Procedures, Care and Learning Services Management, Care and Learning Services Occupations, Carpentry I, Carpentry II, Child Development and Parenting, Communication Technology, Computer Concepts and Software Applications, Computer Integrated Manufacturing (PLTW), Computer Operations and Programming I, Computer Ope...

Athletics

Bass Fishing, Boy's Baseball, Boy's Basketball, Boy's Bowling, Boy's Cross Country, Boy's Football, Boy's Golf, Boy's Gymnastics, Boy's Soccer, Boy's Swimming & Diving, Boy's Tennis, Boy's Track & Field, Boy's Volleyball, Boy's Wrestling, Girl's Badminton, Girl's Basketball, Girl's Bowling, Girl's Competitive Cheerleading, Girl's Competitive Dance, Girl's Cross Country, Girl's Golf, Girl's Gymnastics, Girl's Soccer, Girl's Softball, Girl's Swimming & Diving, Girl's Tennis, Girl's Track & Fiel...

School Personnel Resources

Department Chair, Librarian/Media Specialist, Paraprofessional, School Guidance Counselor, School Nurse, School Psychologist, School Psychology Intern, Special Education Teacher, Supervisory Dean

Facilities

Most of this data has been collected by ISBE from school districts through data systems. Some information, such as the School Highlights, is entered directly by principals and can be updated throughout the year.

District Finance

Instructional Spending per Pupil includes only the activities directly dealing with the teaching of students or the interaction between teachers and students.



Operational Spending per Pupil includes all costs for overall operations in this school's district, including Instructional Spending, but excluding summer school, adult education, capital expenditures, and long-term debt payments.



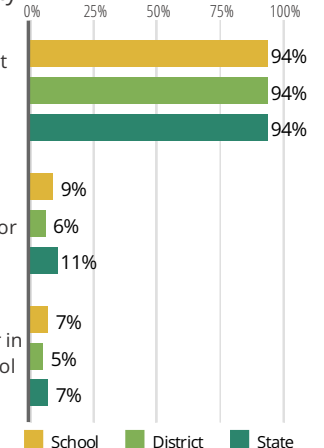
Educator Measures

This school has had **2 principal(s)** over the past 6 years. In the last three years, an average of **96% of teachers** return to this school each year.

Student Attendance and Mobility

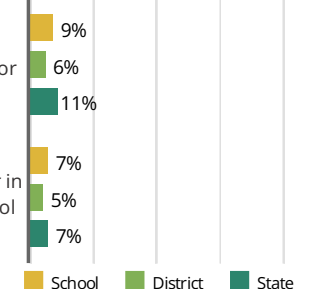
Attendance Rate

Rate at which students are present at school, not including excused or unexcused absences




Chronic Truancy Rate

Percentage of students who have been absent without valid reasons for 5% or more of regular school days



Student Mobility

Percentage of students who transfer in or out of the school during the school year, not including graduates



FOR MORE INFORMATION

Visit IllinoisReportCard.com to see additional details about each item of information for this school. There you will find charts spanning multiple years, detailed explanations, resources, more of the school's programs and activities, and powerful tools that let you dig deeper into data.