



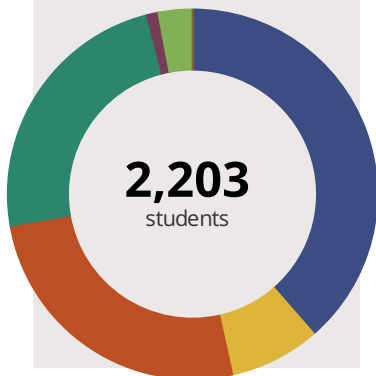
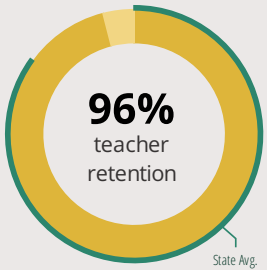
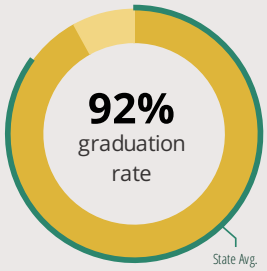
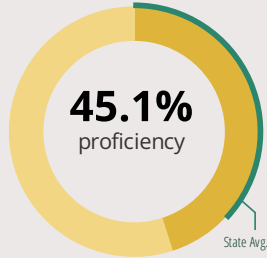
# Glenbard North High School

990 Kuhn Rd Carol Stream, IL 60188 (630) 653-7000

Grades: 9 - 12  
District: Glenbard Twp HSD 87

Principal: Dr. John Mensik  
Superintendent: Dr. David Larson

## FAST FACTS



## Academic Success

High school students take the SAT in Math and English Language Arts. The display shows SAT results in four performance levels.

<b>School</b>	Fewer than 10 students
<b>District</b>	Fewer than 10 students
<b>State</b>	Fewer than 10 students

■ Partially Meets  
 ■ Approaching  
 ■ Meets  
 ■ Exceeds

## Success by Student Group

This display shows SAT performance levels for each student group. No data is shown for groups with fewer than 10 students.

<b>White</b>	Fewer than 10 students
<b>Black</b>	Fewer than 10 students
<b>Hispanic</b>	Fewer than 10 students
<b>Low Income</b>	Fewer than 10 students
<b>English Learners</b>	Fewer than 10 students
<b>With Disabilities</b>	Fewer than 10 students

■ Partially Meets  
 ■ Approaching  
 ■ Meets  
 ■ Exceeds

## Student Characteristics

<span style="color: blue;">■</span> White	39%	<span style="color: lightgrey;">■</span> Low Income	34%
<span style="color: yellow;">■</span> Black	8%	<span style="color: lightgrey;">■</span> English Learners	6%
<span style="color: orange;">■</span> Hispanic	26%	<span style="color: lightgrey;">■</span> With Disabilities	12%
<span style="color: green;">■</span> Asian	24%	<span style="color: lightgrey;">■</span> Homeless	1%
<span style="color: purple;">■</span> American Indian	1%		
<span style="color: lightgreen;">■</span> Two or More Races	3%		
<span style="color: brown;">■</span> Pacific Islander	0%		

## School Environment



The **5Essentials Survey** allows students in grades 6-12 and all teachers to share their perspectives on essential conditions for learning. The anonymous survey consists of 5 components.

- Most implementation
- More implementation
- Average implementation
- Less implementation
- Least implementation
- Not Applicable/Low Response

### Response Rates

Students	-
Teachers	-

**Effective Leaders**

Do principals and teachers implement a shared vision for success?

**Collaborative Teachers**

Do teachers collaborate to promote professional growth?

**Ambitious Instruction**

Are the classes challenging and engaging?

**Supportive Environment**

Is the school safe, demanding, and supportive?

**Involved Families**

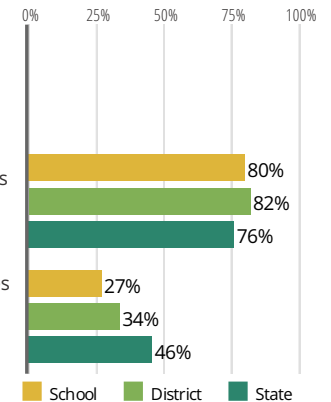
Does the entire staff build strong external relationships?

## College Readiness

**Ready for College Coursework**  
Students who meet or exceed ACT college readiness benchmarks

**Postsecondary Enrollment**  
Students who enroll at colleges and universities

**Postsecondary Remediation** (*lower is better*)  
Students enrolled in Illinois community colleges who require remedial coursework





# Glenbard North High School

## School Highlights

### Academic Courses

AP Art History, AP Biology, AP Calculus AB, AP Calculus BC, AP Chemistry, AP Computer Science A, AP English Language and Composition, AP English Literature and Composition, AP Environmental Science, AP European History, AP French Language, AP French Language, AP Human Geography, AP Macroeconomics, AP Music Theory, AP Physics C, AP Psychology, AP Spanish Language, AP Spanish Language, AP Spanish Literature, AP Spanish Literature, AP Statistics, AP Studio Art: 2-D Design, AP Studio Art: 3-D Des...

### Physical Education, Health and Wellness

Health Education Courses, Nutrition, Nutrition and Fitness, Weight Lifting/Toning, Wellness Committee

### Other Programs and Activities

After School and Weekend College of DuPage Classes, Amnesty International, Anime Club, Art Club, Auditorium Tech Crew, Best Buddies, Black Student Association, CARES, Chess Club, Collaboration with the Carol Stream Park District, Drama/Theatre, Environmental Club, Ethnic Club, Family Nights, FCA, FCCLA, Forensics/Speech Teams, Future Teachers of America, Glenbard InTouch, Glenbard Parent Saturday Series, Glenbard Parent Series, Homework Club, Indian Student Association, Interact Club, ISO Bas...

### School Awards

12 Sport Athlete Award, 2012 Football State Finalist, 2013 Wrestling 3rd Place in State, Academic All Conference, Academic Letter, All Conference Award, All State Award, Democracy School, Department Awards, Distinguished Service Awards, ELL Academic Awards, Foreign Language Honor Society, Hennessey Award, Highest Honors, Illinois State Scholars, Mu Alpha Theta, National Board Certified Staff, National Honor Society, National Merit Scholarship Competition, Panther of the Quarter, Presidential ...

### Career Development Courses and Programs

Accounting I, Architectural Drafting I, Architectural Drafting II, Audio/Video Production I, Audio/Video Production II, Auto-Body I, Auto-Body II, Automotive Technician I, Automotive Technician II, Basic Horticultural Science, Business and Technology Concepts, Business Law, Business Technology and Procedures, Care and Learning Services Management, Care and Learning Services Occupations, Carpentry I, Carpentry II, Child Development and Parenting, Communication Technology, Computer Concepts and...

### Athletics

Boy's Baseball, Boy's Basketball, Boy's Cross Country, Boy's Football, Boy's Golf, Boy's Gymnastics, Boy's Soccer, Boy's Swimming & Diving, Boy's Tennis, Boy's Track & Field, Boy's Volleyball, Boy's Wrestling, Color Guard, Girl's Badminton, Girl's Basketball, Girl's Competitive Cheerleading, Girl's Competitive Dance, Girl's Cross Country, Girl's Golf, Girl's Gymnastics, Girl's Soccer, Girl's Softball, Girl's Swimming & Diving, Girl's Tennis, Girl's Track & Field, Girl's Volleyball

### School Personnel Resources

Department Chair, Librarian/Media Specialist, Paraprofessional, School Guidance Counselor, School Nurse, School Psychology Intern, Special Education Teacher, Supervisory Dean

### Facilities

Most of this data has been collected by ISBE from school districts through data systems. Some information, such as the School Highlights, is entered directly by principals and can be updated throughout the year.

## District Finance

**Instructional Spending per Pupil** includes only the activities directly dealing with the teaching of students or the interaction between teachers and students.



**Operational Spending per Pupil** includes all costs for overall operations in this school's district, including Instructional Spending, but excluding summer school, adult education, capital expenditures, and long-term debt payments.



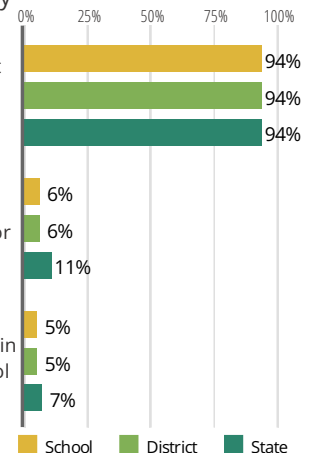
## Educator Measures

This school has had **1 principal(s)** over the past 6 years. In the last three years, an average of **96% of teachers** return to this school each year.

## Student Attendance and Mobility

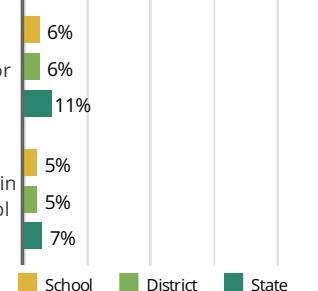
### Attendance Rate

Rate at which students are present at school, not including excused or unexcused absences



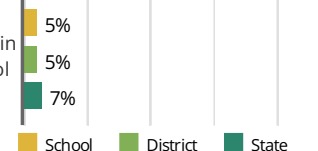
### Chronic Truancy Rate

Percentage of students who have been absent without valid reasons for 5% or more of regular school days



### Student Mobility

Percentage of students who transfer in or out of the school during the school year, not including graduates



## FOR MORE INFORMATION

Visit [IllinoisReportCard.com](http://IllinoisReportCard.com) to see additional details about each item of information for this school. There you will find charts spanning multiple years, detailed explanations, resources, more of the school's programs and activities, and powerful tools that let you dig deeper into data.