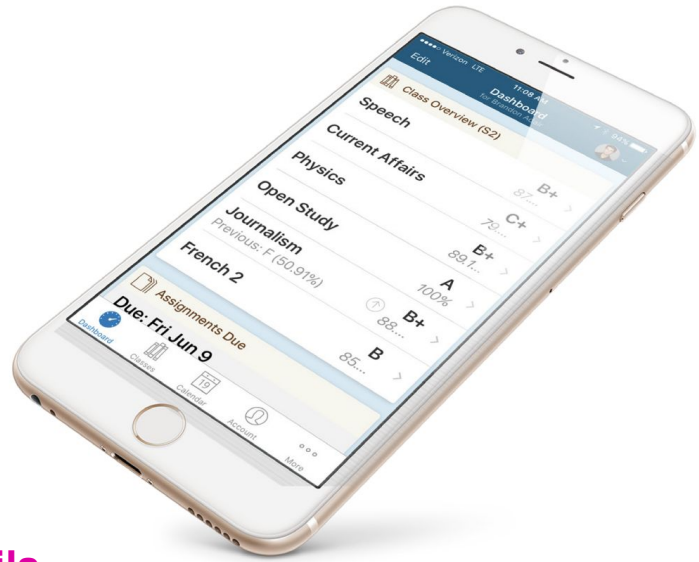


PowerSchool Mobile

The PowerSchool Mobile app gives instant access to grades, scores, attendance and more. Real-time notifications mean families stay connected to their student's progress no matter where they are.



Parent Dashboards

In one configurable dashboard, parents, guardians, and students have quick access to GPA, class overview, assignments due, graded assignments, and attendance.

Class Details

Help students take accountability for their learning with easy access to class information and grades across terms. Drill into classes to see detailed views of graded class assignments and attendance.

**Glenbard
District
Code is
TDPZ**



Real-Time Updates on Any Device

Engage in student learning in a way that's convenient for parents and students. Get insights, assignments, grades, attendance, and more **from any iOS or Android device**, including Apple Watch.



Communication

Build relationships between families and teachers with communication. Families can view teacher comments and respond via email, no matter where they are.



One Account to View all Students

Parents and guardians can view their children's information under one parent account, saving time and eliminating the need to repeatedly sign in and out to view each child's updates, grades, assignments, and more.



Push Notifications for Grades and Attendance

Stay in the loop when your child does well or falls behind. With real-time notifications and updates about grades and attendance, parents, guardians, and students are more involved.

iOS Download



Android Download



**Scan the QR code
to download the
PowerSchool
Mobile app.**

Create your PowerSchool account first with the directions in this mailing. Then download and access the app.

Getting Started With PowerSchool

Follow the instructions below for creating a parent/guardian account for PowerSchool. Need more assistance? View the video or written instructions at <https://ps.glenbard.org>

1. In your web browser, navigate to <https://ps.glenbard.org>
2. Select **Don't have an account yet? Click Here**
3. Enter your information. Use the descriptions below if you need additional information.

Field	Description
First Name	Enter your first name.
Last Name	Enter your last name.
Email	Enter your email address. The email address you enter can be used to send you select information, as well as account recovery.
Desired Username	Enter a username you would like to use when logging into PowerSchool (not your email). The username must be unique from all other usernames in the district.
Password	Enter the password you would like to use when logging into the PowerSchool Parent Portal. The password must be a minimum of 6 characters.

4. **Link your student(s) to your PowerSchool account by entering their information from another sheet in this mailing.** When you are finished, select **Create Account**.

Field	Description
Student Name	Enter the name of the student you want to add to your account.
Access ID	Enter the unique Access ID for the student. (Located on another sheet in this mailing)
Access Password	Enter the unique Access Password for the student. (Located on another sheet in this mailing), Please note that the Access Password is case sensitive.
Relationship	Select your relationship to your student from the drop-down menu.

Already have a Glenbard PowerSchool Account?

You can add new students to your existing PowerSchool account by clicking on **Account Preferences** in PowerSchool. **You will need an Access ID and Access Password for each new student.** This is available on another sheet in this mailing.

Getting Started With Schoology

Follow the instructions below for creating a parent/guardian account for Schoology. Need more assistance? Additional Schoology Resources are available at www.glenbard.org


1. In your web browser, navigate to <https://ps.glenbard.org> to log into PowerSchool.
2. On the left, select **Other Info**. Then you will see the **Schoology Code** for your student. Copy or write down this code.
3. In your web browser, navigate to app.schoology.com/register.php. Select the **Parent** button.
4. Enter the **Access Code** that you copied or wrote down in Step 2. Select **Continue**.
5. Fill out the form with your information. Select **Register** to complete the process.

Already have a Glenbard Schoology Account?

Follow Steps 1 and 2 above to obtain your Schoology Code for your new student. Then **log into Schoology** and select the **downfacing arrow next to your name** in the top right corner. Select **Add Child**. **Enter the Schoology Code**. Select the **Use Code** button to complete.

PowerSchool Email Notifications

The PowerSchool Email Notifications page provides you with the ability to manage your parent/guardian account email preferences, including what information you would like to receive, how often you would like to receive the information, and any additional email addresses that you would like the information sent to. Email preferences may be applied to a single student or all students associated with your parent/guardian account.

1. [Login to PowerSchool](#) from a web browser (NOT the PowerSchool app) with your parent/guardian account.
2. On the start page, click **Email Notification** from the navigation menu.  **Email Notification**
3. In the **Contact Information** section enter the email address associated with your parent/guardian account. The selected information will be sent automatically to this email address.
4. In the **What Information Would You Like to Receive** section, select the checkbox if you would like to receive the information.
 - Summary of Current Grades and Attendance
 - Detail Report Showing Assignment Scores for Each Class
 - Detail Report of Attendance
 - School Announcements [Glenbard does not use this option, do not select]
 - Balance Alert [Glenbard does not use this option, do not select]
5. [Optional] If you would like additional people to receive these notifications, in the Additional Notification Emails section, enter any other person's email address. Separate multiple email addresses with commas.
6. Use the following table to enter information in the Frequency section:

Field	Description
How Often?	Specify the rate at which you want to receive the selected information from the pop-up menu: <ul style="list-style-type: none">• Never• Weekly• Every Two Weeks• Monthly• Daily
Apply These Settings to All Your Students?	Select the checkbox to apply the email preferences to all students associated with your parent/guardian account.
Send Now for [Student Name]?	Select the checkbox to receive the selected information immediately.

7. Click **Submit**. The Email Notifications: [Student Name] page appears. A confirmation message appears indicating the changes were saved.

PowerSchool Gradebook Codes Information

The following icons are available in PowerSchool and may be used by Glenbard teachers. These provide additional information about student grades, assignments and progress in class.

Families should use this link to access Glenbard PowerSchool: <https://ps.glenbard.org/public/>




For complete PowerSchool help information for students and families, access this website:

<https://docs.powerschool.com/PSHSP>



- Has Description



Indicates that the assignment has a description. These are visible to all students in the class. Select View on the right to view the description in a browser. Tap open the assignment to view the description in the PowerSchool App.

Due Date	Category	Assignment	Flags	Score	%	Grade	
03/14/2023	Formative Assessments	 Quiz 6.7-6.8		12/12	100	A	View



- Has Comment

Indicates that an assignment has a comment. These are specific to the student. Select View on the right to view the description in a browser. Tap open the assignment to view the description in the PowerSchool App.

Due Date	Category	Assignment	Flags	Score	%	Grade	
02/03/2023	Summative Assessment	 Unit 11 Conics Mini Summative		60/75	80	B	View



- Collected

Indicates that the assignment was collected. Teacher may or may not assign a specific score.

Due Date	Category	Assignment	Flags	Score	%	Grade	
08/21/2023	Process	Day 2 Slide	 	--/10			View
08/21/2023	Process	Day 2 Slide	 	9.5/10	95	A	View



- Late




Indicates that the assignment was turned in late.

Due Date	Category	Assignment	Flags	Score	%	Grade	
08/18/2023	Process	Signed Syllabus	 	10/10	100	A	View



- Missing

Indicates that the assignment is missing. Teacher may or may not assign a specific score.

Due Date	Category	Assignment	Flags	Score	%	Grade	
08/25/2023	Formative	Unit 1- Form #1 (1.1-1.5) - On AP Classroom 		1/2	50	NS	View

Teachers may also use the NS (NotSubmitted) code to indicate that an assignment is not submitted. The score is calculated in the student grade as 50%.

Due Date	Category	Assignment	Flags	Score	%	Grade	
12/19/2020	Classwork	test		5/10	50	NS	



- Exempt from Final Grade





Indicates that the assignment is exempt for this student. This score is not calculated in the student grade.

Due Date	Category	Assignment	Flags	Score	%	Grade	
05/06/2021	Homework	Quizizz: Circles and Parabolas		--/2			



- Absent






This indicates that the student was absent when the work was assigned. Teacher may or may not assign a specific score.

Due Date	Category	Assignment	Flags	Score	%	Grade	
08/25/2023	Formative	Week 1 Daily Participation & EAP: 8/21-8/25		20/50 	40	F	View
06/16/2021	Flex	CEOs 1		--/10			



- Incomplete





Indicates that the assignment was turned in, but was not complete.

Due Date	Category	Assignment	Flags	Score	%	Grade	
08/25/2023	Formative Assessments 	Delta Math HW 1.2 		5/10 	50	NS	View



- Excluded

Indicates that the assignment is exempt for all students. This score is not calculated in the student grade.

Due Date	Category	Assignment	Flags	Score	%	Grade	
08/24/2023	Formative Assessments 	TKAM Non-Fiction Pre-Test 		9/12	75	C	View



- Weighted Assignment

This specific assignment is weighted. This is different from Category Weighting.

Due Date	Category	Assignment	Flags	Score	%	Grade	
08/25/2023	Tests/Quizzes	Lab Safety Quiz		5/5 (2.5/2.5)	100	A	

Glenbard Gradebook Codes

For assignments in the PowerSchool gradebook.

A- Excellent

B- Above average

C- Average

D- Below average

F- Failure

NS- Not Submitted

Glenbard Permanent Grade Codes

For semester grade on student report cards or transcripts.

A- Excellent

B- Above average

C- Average

D- Below average

F- Failure (no credit)

INC- Incomplete

NG- No grade (no credit)

P- Pass (credit, but not calculated not in G.P.A)

W - Withdrawal (no credit)

AUD- Audit (no credit)

Credit will be awarded for grades D, C, B, A and P.